

# BRIDGING

INTERIOR

AND

EXTERIOR


Assignment 4  
by Duyenn Nguyen

IRH 401 Fall 2019  
Professor Lois Weinthal









Make square and rectangle supports



Plastic to catch any leakage





Mould pattern 1: draped textile



Mould pattern 2: wavy pleats





Pin pattern 1 into place



Pin pattern 2 into place






Pin layout 1



Pin layout 2





Mix hydrocal



Pour hydrocal into moulds





Let cure




Mid-curing process





Remove object 1



Remove object 2





Reveal object 1



Object 1 detail





Reveal object 2



Object 2 detail



